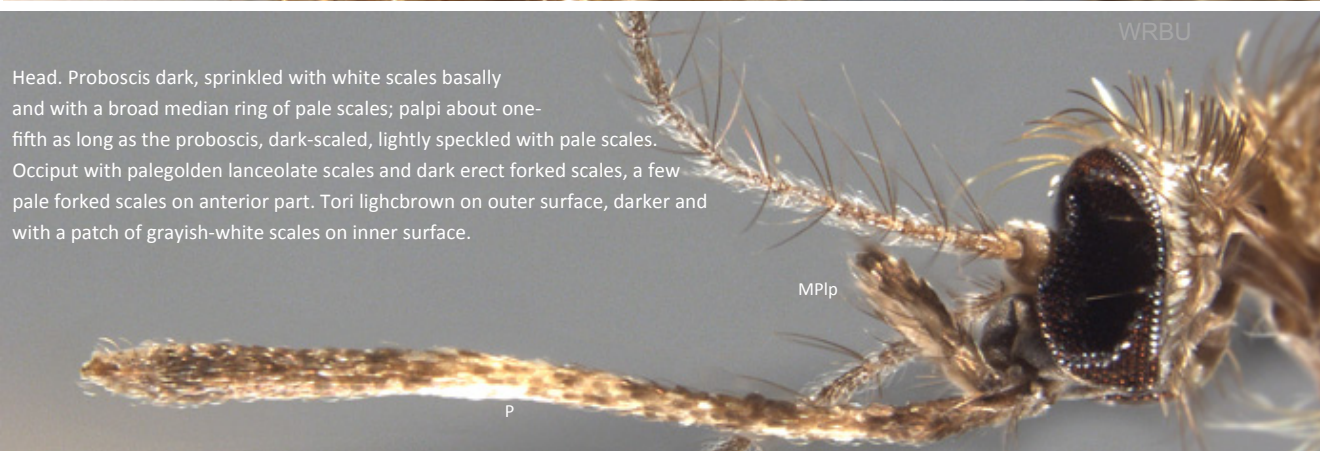
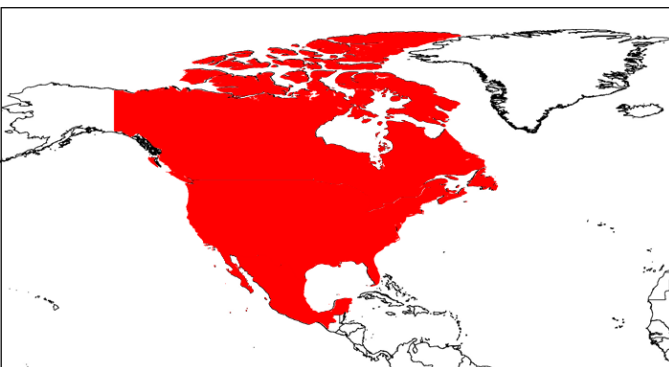


Coquillettidia (Coquillettidia) perturbans (Walker), WRBU specimen CQperUS6019, Character descriptions: Carpenter and LaCasse, 1955:109

ADULT FEMALE. Moderately large species. Pleura with patches of grayish-white scales. Postspiracular area (PA) and prespiracular area (PsA) without setae (Postspiracular setae (PS) and prespiracular setae (PsS) absent). (Carpenter and LaCasse 1955:243)



Head. Proboscis dark, sprinkled with white scales basally and with a broad median ring of pale scales; palpi about one-fifth as long as the proboscis, dark-scaled, lightly speckled with pale scales. Occiput with palegolden lanceolate scales and dark erect forked scales, a few pale forked scales on anterior part. Tori lightbrown on outer surface, darker and with a patch of grayish-white scales on inner surface.



Coquillettidia (Coquillettidia) perturbans (Walker), WRBU specimen CQperUS6019, Character descriptions: Carpenter and LaCasse, 1955:109



Wing. Length about 4.0 mm. Scales broad, mixed dark and white, the dark scales predominating.

WALTER REED BIOSYSTEMATICS WRBU

Male head.

No Photo Available



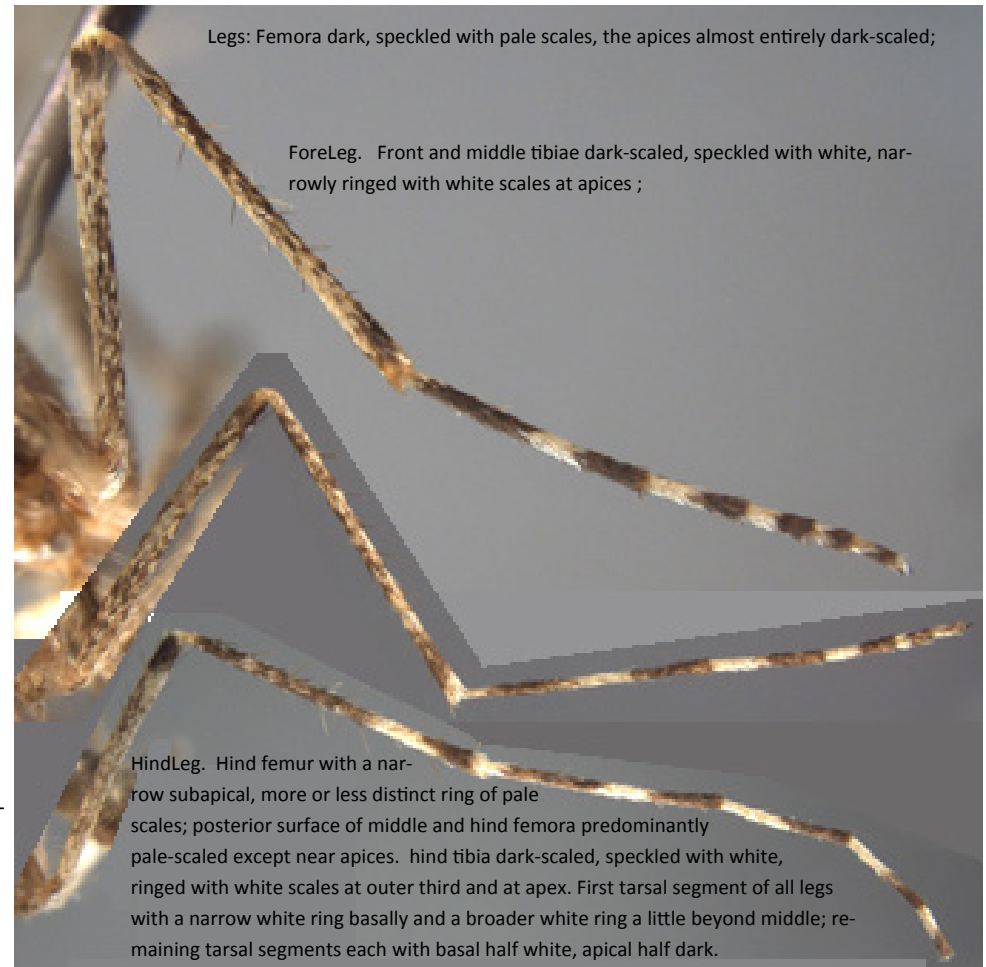
Abdomen. First tergite dark-scaled; remaining tergites dark-scaled, with white or pale-yellow baso-lateral patches and occasionally with narrow basal segmental bands of pale scales.



Abdomen. Terga with basal pale bands on all segments

Bionomics: The larva is found only in those areas where surface water is maintained in aquatic vegetation practically all year. Watered areas having muck bottoms offer a better habitat than those with sandy or hard clay bottoms. Larva attach themselves to underwater portions of vascular plants by means of the siphon. The adults rest during the daytime, probably in vegetation near the breeding area. At dusk, they become active and move out seeking blood meals. A sharp feeding peak occurs with the onset of darkness and tapers off during the night hours with a secondary peak at dawn. The adults are known to have a flight range of at least two miles, (Breeland, 1961)

Medical Importance: The species is of considerable economic importance in local springfed swamp areas where surface water persists in vegetation throughout the year. The adult females in these areas are pestiferous to man and livestock. The adults have been found naturally infected with eastern equine encephalitis in Georgia and Alabama. (Breeland, 1961)



Legs: Femora dark, speckled with pale scales, the apices almost entirely dark-scaled;

ForeLeg. Front and middle tibiae dark-scaled, speckled with white, narrowly ringed with white scales at apices;

HindLeg. Hind femur with a narrow subapical, more or less distinct ring of pale scales; posterior surface of middle and hind femora predominantly pale-scaled except near apices. hind tibia dark-scaled, speckled with white, ringed with white scales at outer third and at apex. First tarsal segment of all legs with a narrow white ring basally and a broader white ring a little beyond middle; remaining tarsal segments each with basal half white, apical half dark.